

n=32

Graduate MBA=7 STs

Undergraduate= 25 STs

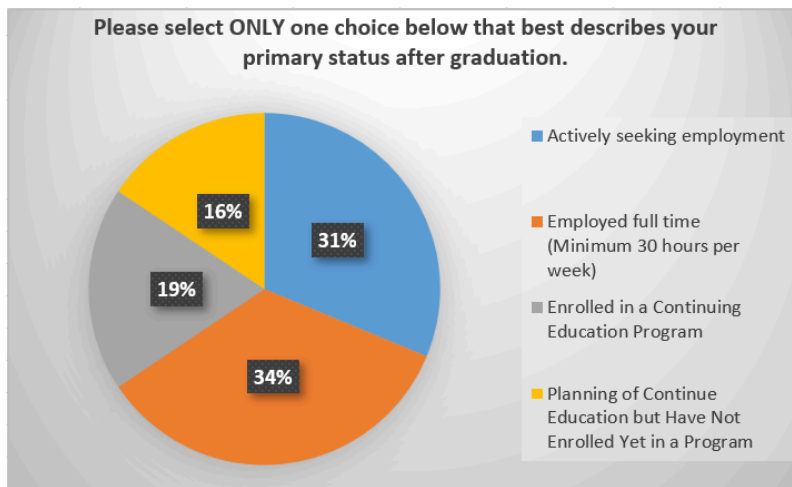
Please select ONLY one choice below that best describes your primary status after graduation.

Actively seeking employment (10 response)= %31.25

Employed full time (Minimum 30 hours per week) (11 response)= %34.37

Enrolled in a Continuing Education Program (6 response)= %18.75

Planning of Continue Education but Have Not Enrolled Yet in a Program (5 response)= 15.63



If your primary status is full time OR part time employment, please select the category that best describes your employment scenario.

Employee of a business or organization (11)= %34.37

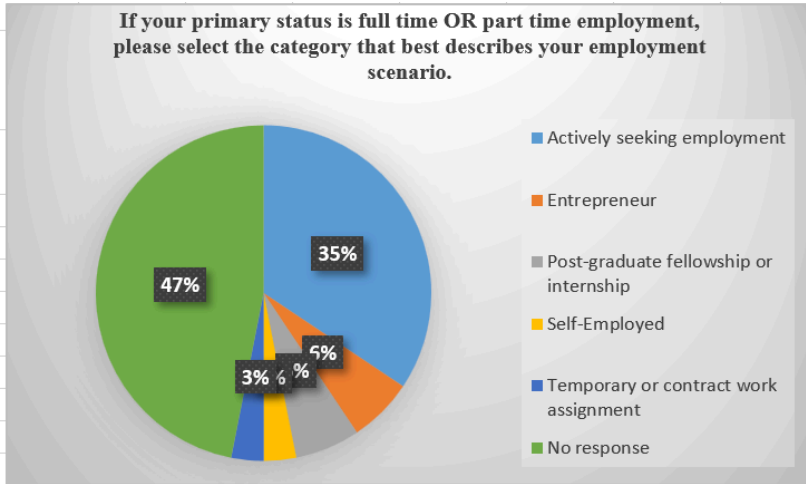
Entrepreneur (2 response)= %6.25

Post-graduate fellowship or internship (2 response) %6.25

Self-Employed (1 response)= %3.12

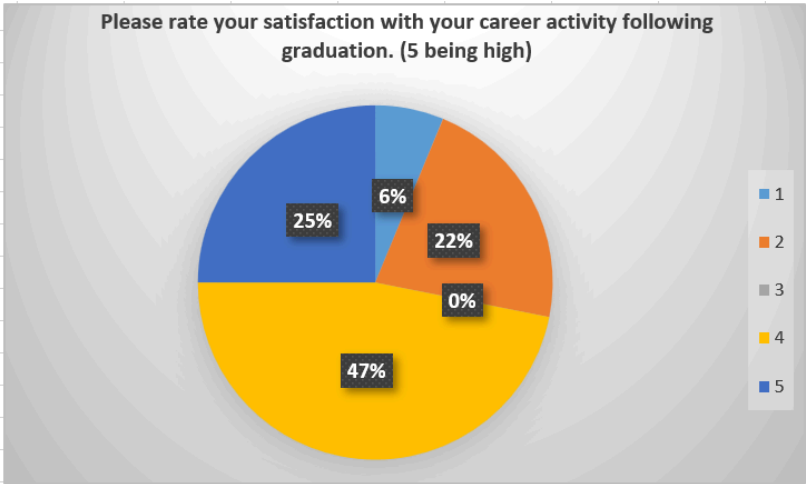
Temporary or contract work assignment (1 response)= %3.12

15 No response = %46.89



Please rate your satisfaction with your career activity following graduation. (5 being high)

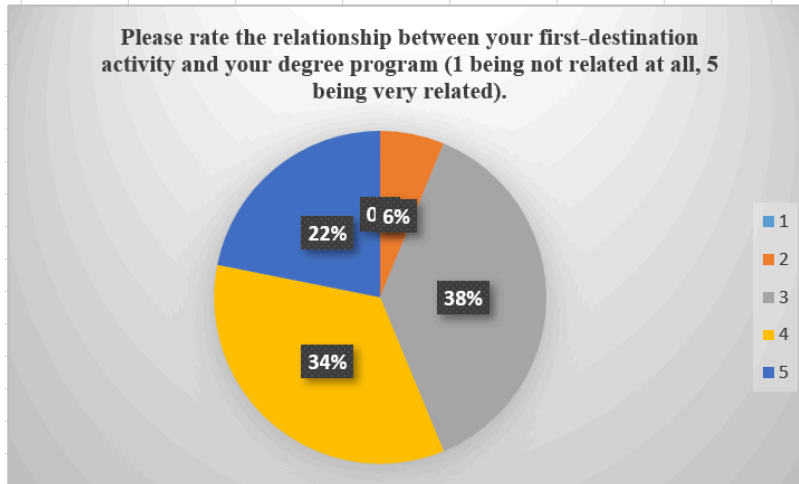
- 1 (2 response)= %6.25
- 2 (7 response)= %21.88
- 3 (0 response)= 0
- 4 (15 response)= %46.87
- 5 (8 response)= %25



Please rate the relationship between your first-destination activity and your degree program (1 being not related at all, 5 being very related).

- 2 (2 response)= %6.25
- 3 (12 response)= %37.5
- 4 (11 response)= %34.38
- 5 (7 response)= %21.87

Please rate the relationship between your first-destination activity and your degree program (1 being not related at all, 5 being very related).



Please rate how WU Career Services helped in your first-destination activity (1 if you did not use Career Services, 5 being very helpful).

1 (9 response)= %28.12

2 (6 response)= %18.75

3 (8 response)= %25

4 (4 response)= %12.5

5 (5 response)= %15.63

Please rate your satisfaction with your career activity following graduation. (5 being high)

