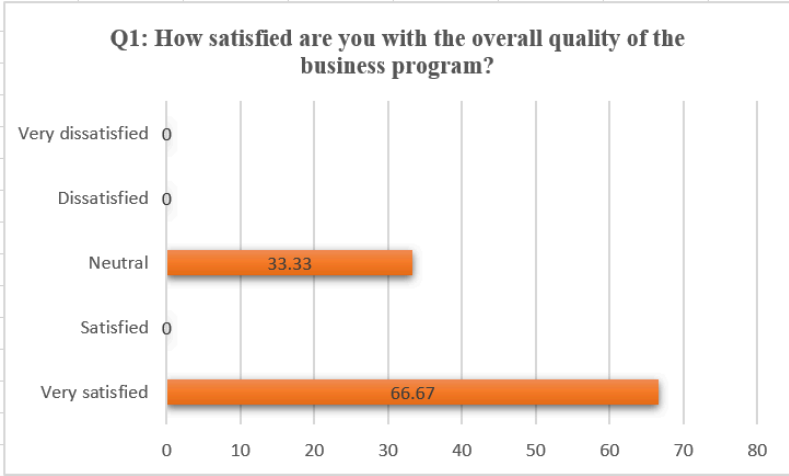


Result and plan for improvement: Of the 45 students who received the survey, only 3 responded. The Department of Business plans to distribute the survey during the last week of the semester before graduation in Spring 2025.

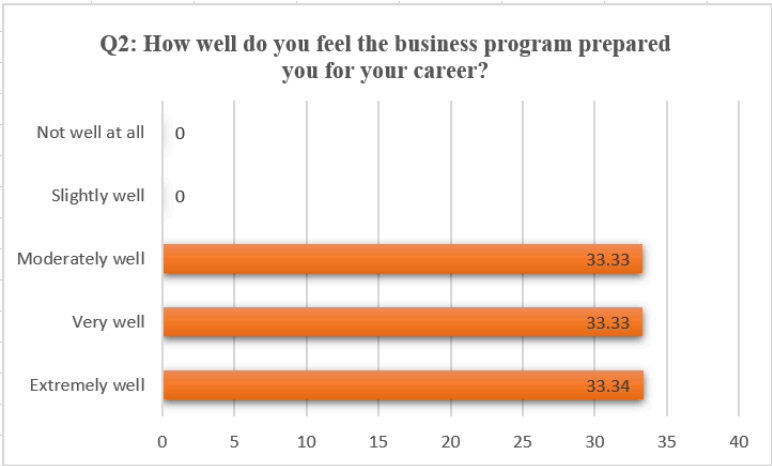
Result: N=45, Response=3

Q1: How satisfied are you with the overall quality of the business program?



Very satisfied	2	%66.67
Satisfied	0	0
Neutral	1	%33.33
Dissatisfied	0	0
Very dissatisfied	0	0

Q2: How well do you feel the business program prepared you for your career?

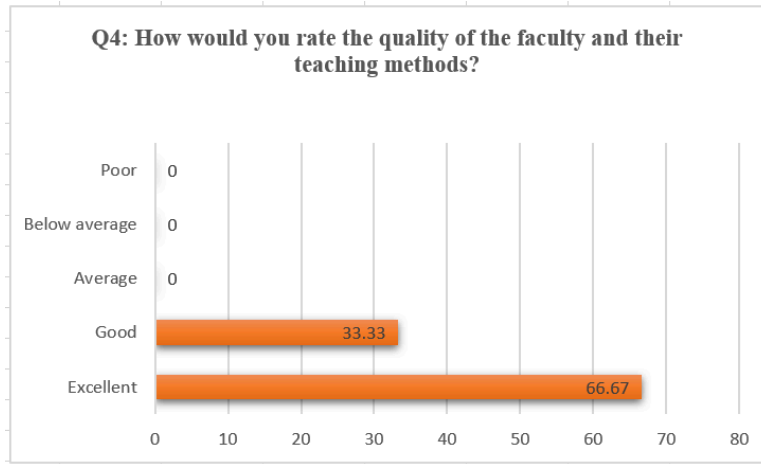


Extremely well	1	33.34
Very well	1	33.33
Moderately well	1	33.33
Slightly well	0	0
Not well at all	0	0

Q3: Which of the following skills do you feel you have developed during your studies? Select all that apply.

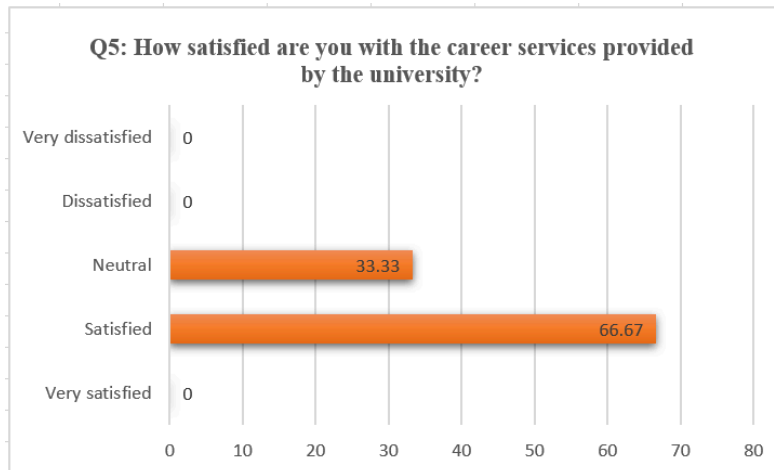
Leadership	2
Teamwork	2
Analytical thinking	2
Communication	2
Problem-solving	2
Time management	3

Q4: How would you rate the quality of the faculty and their teaching methods?



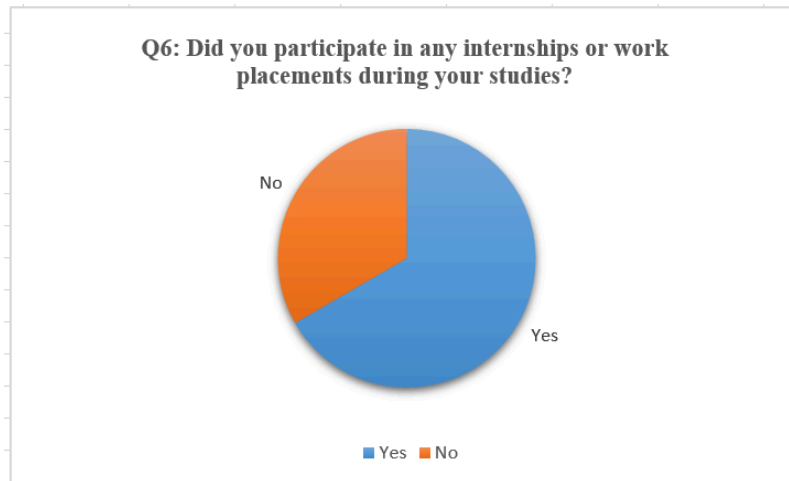
Excellent	2	%66.67
Good	1	%33.33
Average	0	0
Below average	0	0
Poor	0	0

Q5: How satisfied are you with the career services provided by the university?



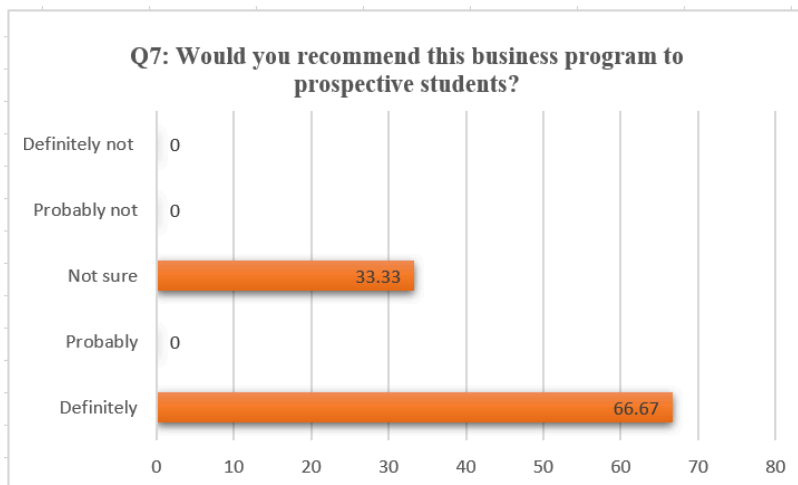
Very satisfied	0	0
Satisfied	2	%66.67
Neutral	1	%33.33
Dissatisfied	0	0
Very dissatisfied	0	0

Q6: Did you participate in any internships or work placements during your studies?



Yes	1	%66.67
No	2	%33.33

Q7: Would you recommend this business program to prospective students?



Definitely	2	%66.67
Probably	0	0

Not sure	1	%33.33
Probably not	0	0
Definitely not	0	0

Q8: Have you successfully found a job related to your field of study since graduating?



Yes, I have found a job related to my field of study.	1	%33.34
No, I have not found a job related to my field of study.	1	%33.33
I am currently in the process of looking for a job related to my field of study.	1	%33.33
I have found a job, but it is not related to my field of study.	0	0
I am not actively looking for a job at the moment.	0	0
I decided to join a graduate program.	0	0

This survey divided into three categories:

1. Overall program satisfaction 1,4,7
2. Job Preparedness 8,2
3. School preparedness for